



Doorglass &
Blinds Collection






CBG

PRIVACY RATING



22x64 7x64 22x48 8x48 22x36 22x17 22x12

This design is only available with the Executive and Urban frames.



Sandblast Glass




CELEBRATION OCEAN

PRIVACY RATING



25x15 22x17 22x15 21x16 7x64*



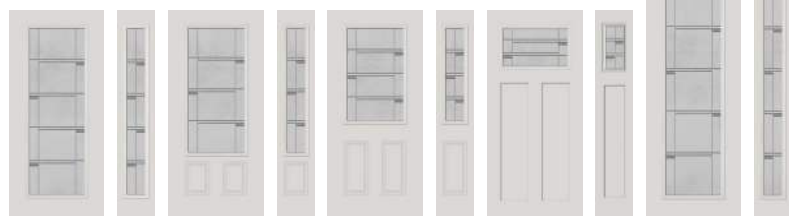
1. Texture enclosed in glass
2. Platinum Nickel Caming

* Only 7x64 has caming




CROSSWALK

PRIVACY RATING



22x64 8x64 22x48 8x48 22x36 8x36 25x15* 22x17* 22x15* 8x17* 22x80 8x80



1. Micro-Iced Granite Glass
2. Clear Soft Wave Glass
3. Gray Soft Wave Glass
4. Platinum Nickel Caming

* Clear glass only



CYNDI

PRIVACY RATING



22x64 7x64 22x48 8x48



Sandblast Glass

This design is only available with the Executive and Urban frames.




DORIAN

PRIVACY RATING



22x64 7x64 22x48 8x48 22x36 8x36 25x15 22x17 22x15 8x17* 22x80 8x80



1. Scribble Glass
2. Micro-Granite Glass
3. Gray Soft Wave Glass
4. Black Aluminum Caming

* Clear glass only




ENDRICK

PRIVACY RATING



22x64 7x64 22x48 8x48




1. Cubed Glass
2. Linea Glass
3. Micro-Cubed Glass
4. Micro-Cubed Bevels
5. Black Aluminum Caming

This design is only available with the Executive and Urban frames.



FRAGRANCE

PRIVACY RATING

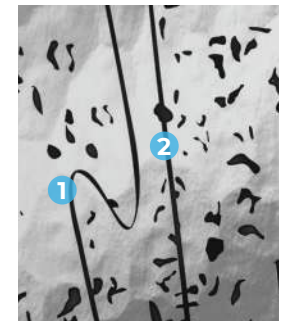


Sandblast Glass



MISTIFY BLACK

PRIVACY RATING



1. Textured Glass
2. Black Ceramic Frit



RAIN

PRIVACY RATING

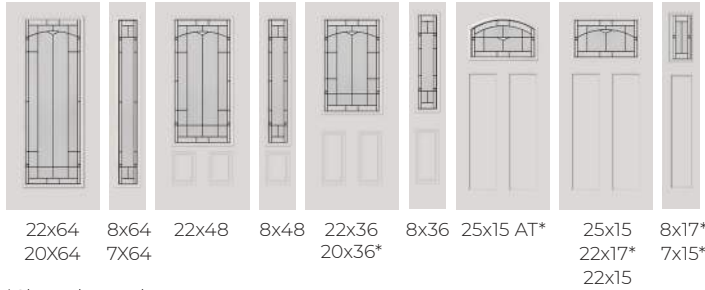


Texture enclosed in glass




TOPAZ

PRIVACY RATING



*Clear glass only



1. Bronze Seedy Glass
2. Thin Reed Glass
3. Micro-Granite Glass
4. Clear Bevels
5. Patina Caming




WATERSIDE

PRIVACY RATING



*Clear glass only



1. Clear Soft Wave Glass
2. Streamed Glass
3. Black Chrome Caming



WHISTLER

PRIVACY RATING



1. Micro-Granite Glass
2. Micro-Cubed Bevels
3. Thin Reed Glass
4. Micro-Iced Granite Glass
5. Patina Caming

This design is only available with the Executive and Urban frames.

BLINDS + GLASS CUSTOM

for Windows and Doors

What does ODL Blinds + Glass have to offer?

- For use in awning, casement, fixed sliding and bay windows; and sliding patio doors.
- Allows you to further customize your windows with a well-designed light & privacy solution
- An economical alternative to aftermarket window treatments
- Modern look compliments windows and doors
- Built for long-term performance 10-Year Warranty
- Coordinates with patio and entry door products creating a cohesive look in home
- Can be utilized in any room in the home but is a popular solution for living/family rooms & bedrooms
- Offers a maintenance free and safer option for blinds in windows and doors.
- All components are colour matched on the blinds.
- Selection of colours that coordinate with the interior and exterior of home.



COLOUR OPTIONS:



ESPRESSO

SAND

SILVER
MOON

SLATE
GRAY

TAN

WHITE



1. Easy Glide Operator

Designed with a sleek, modern aesthetic - size, thickness & strength ensure maximum retention between Easy Glide Operator & Follower. Choice of left or right-hand Easy Glide Operator

2. Sure Connect Magnets*

Some of the strongest magnets on earth, Sure Connect Magnets connect Easy Glide Operator to Follower with superior connectivity and reliability

3. Ergo Track™

Thoughtfully designed track allows the Easy Glide Operator to seamlessly raise, lower & tilt blind

4. SymView Panels

While housing blind components, the SymView panels provide homeowners a symmetrical viewing area and increased privacy

* Located inside Easy Glide Operator & Follower



JUST THE RIGHT AMOUNT OF PRIVACY

Easy Raise, Lower & Tilt Operation




NO DUSTING

Blinds Don't Collect Dust or Other Airborne Allergens



BLINDS RIGOROUSLY TESTED

Testing Ensures No Performance Degradation Over Time



SAFE FOR HOMES WITH CHILDREN & PETS

No Exposed Cords or Blind Slats

BLINDS + GLASS ENCLOSED BLINDS



ODL Enclosed Blinds brings an updated look, feel and finish to your entry-way while keeping the same benefits of maintenance-free light and privacy control of enclosed blinds. This latest design combines easy operating effort and long-lasting reliability that continues our 20-year history of building the best-selling blinds between glass in the industry.



22x64
20x64



8x64



14x64



22x48



22x36
20x36



8x36



22x80
20x80



8x80



14x80



COLOUR OPTIONS:



ESPRESSO



SAND



SILVER
MOON



SLATE
GRAY



TAN



WHITE

BLINDS + GLASS CLASSIC

for Patio Doors



PRODUCT FEATURES:

- For use in sliding patio doors
- Raise, lower, and tilt blinds
- Classic dual left- or right-hand operator
- Low-E standard
- 10-year full warranty
- Blinds certified safe for children and pets with no exposed cords



OPERATOR:

Classic



0.667" thickness

AVAILABLE COLOURS:



WHITE

BLINDS + GLASS XL

for Windows and Sliding Patio Doors

What does Blinds + Glass XL have to offer?

- Use in large format sliding patio doors and windows for residential and light commercial applications
- Effortless raise, lower and tilt function available in left-hand or right-hand EasyGlide operator
- Easy to maintain, simply clean with soap and water, or high quality window cleaner
- 10-year full warranty
- Blinds certified safe for children and pets with no exposed cords



COLOUR OPTIONS:

Blind slats, operators, operator track and decorative cover caps are available in six different colours



ESPRESSO



SAND



SILVER
MOON



SLATE
GRAY



TAN



WHITE

LOW-E OPTIONS

Single	270, 272, 340 and 366
Dual	189/270, 189/272, 189/340, & 189/366

SIZES

Height Range	46" to 90"
Width Range	9" to 63"
Size Increments	1/16" (height & width)
Max IG size	Tempered Only, Max area: 28 sq. ft., no more than 48" in 1 direction



Pollard Corporate Office
1217 King Road • PO Box 507
Burlington, ON L7R 3Y3
(905) 634-2365
1 (800) 263-6616

**Pollard Display Centre
Toronto**
3200 Dufferin Street • Unit 23
Toronto, ON M6A 3B2
(416) 696-6716

**Pollard Display Centre
Burlington**
1217 King Road • PO Box 507
Burlington, ON L7R 3Y3
(905) 633-7444

pollardwindows.com

