

*bringing the
outside in*



PANAVIEW FOLDING DOORS

Premium Multi-Panel Folding Door System



PanaView Folding Doors offer an innovative, high-performance solution for all residential applications, including new homes and renovations, designed to enhance year-round indoor-outdoor living. The slim design maximizes your view while delivering energy efficiency, lasting durability, versatile configuration options, and effortless access to outdoor living spaces for open-concept living.

Remarkable Energy Efficiency

PanaView Folding Doors feature premium vinyl multi-chambered sashes designed for superior performance. Full perimeter weatherstripping ensures optimal air and water tightness. Engineered for efficiency and reliability, these doors meet some of the most stringent standards in the industry.

Superior Strength and Durability

A robust aluminum frame is mechanically assembled for maximum strength and stability. PVC sashes are welded and reinforced with metal in all vertical stiles and horizontal rails, delivering long-lasting performance. Designed for Canadian climates, these doors accommodate standard insulated glass units and require minimal maintenance. Durable hardware components are extensively tested to ensure years of reliable operation.

Well-Engineered for Security

Enjoy enhanced peace of mind with a 2-point locking system and independent locking mechanisms on alternating panels. High-quality hardware ensures smooth, maintenance-free operation, while the stainless steel roller system delivers effortless performance. Precision engineering throughout provides long-term reliability.

Open up your home with



THE PERFECT WAY TO EXPAND T



Maintenance-free exterior available in a range of standard colours, with custom paint options available upon request.



PanaView handles are available in satin nickel, white, and black.



PanaView Folding Doors



O YOUR OUTDOOR LIVING SPACE

Unique Hardware for Bottom-Rolling Freedom

Our advanced bottom-rolling system transfers the weight of the door away from the top of the opening, eliminating the need for bulky structural support and preserving a cleaner ceiling line without the need for intrusive upper beams. This innovative approach allows folding doors to be installed in a wider range of spaces, making it ideal for both new construction and retrofit applications where structural limitations exist.

Expert Glazing

PanaView Folding Doors are designed to meet rigorous building code requirements. Premium 13/16" dual insulated glass units feature Low-E coatings and argon gas for enhanced energy performance. A range of glazing options is available to meet your specific efficiency and performance needs.

Retractable Screen


Enjoy smooth, effortless operation with our retractable screen system. Designed for seamless indoor-outdoor living, it provides insect protection without compromising your view. The screen glides easily across the opening and can be positioned anywhere along its track. When not in use, it retracts discreetly into its own frame, maintaining clean sightlines and protecting it from dust and debris.

Child & Pet-Friendly Safety

The retractable screen features a smooth, controlled glide system designed to prevent sudden snapping or rapid recoil, offering added peace of mind for families with children and pets while maintaining effortless operation and the clean, unobstructed sightlines of the opening.



Bottom rolling technology eliminates the need for heavy upper beams or major structural modifications to existing openings.



Screen is fully retained within its own frame on all sides to help keep insects out.



HEAD OFFICE

1217 King Road
 P.O. Box 507
 Burlington, Ontario
 L7R 3Y3 Canada
 Tel: (905) 634-2365
 1(800) 263-6616
 Fax: (905) 333-3521

DISPLAY CENTRES

Burlington

1217 King Road
 Burlington, Ontario
 L7R 3Y3
 Tel: (905) 633-7444
 1(800) 585-5561
 Fax: (905) 633-7666





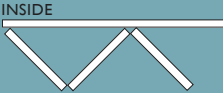

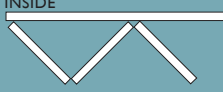
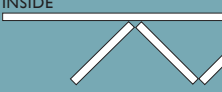

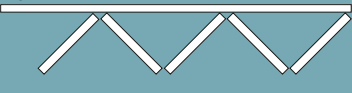


Toronto

3200 Dufferin Street
 Toronto, Ontario
 M6A 3B2
 Tel: (416) 696-6716
 1(800) 585-5561
 Fax: (416) 696-6718

Visit our website for
 a quote today:
pollardwindows.com

Popular Available Configurations

Choose from multiple standard panel opening configurations in 5, 6, 8, 10, and 12-FOOT widths.
 Standard heights available: 79.5", 82.5", and 94.5"

WIDTH (OSM)	CODE	OPENING CONFIGURATION	CODE	OPENING CONFIGURATION
5 FOOT TWO PANEL 59 1/16"	5'L2	INSIDE 	5'R2	INSIDE 
6 FOOT TWO PANEL 70 7/8"	6'L2	INSIDE 	6'R2	INSIDE 
6 FOOT THREE PANEL 70 7/8"	6'L3	INSIDE 	6'R3	INSIDE 
8 FOOT THREE PANEL 94 1/2"	8'L3	INSIDE 	8'R3	INSIDE 
10 FOOT FIVE PANEL 116 1/4"	10'L5	INSIDE 	10'R5	INSIDE 
12 FOOT FIVE PANEL 143 15/32"	12'L5	INSIDE 	12'R5	INSIDE 

Custom sizes and configurations are available upon request.