



Elegant and Secure

European technology in a North American Lock.

By simply closing the door the upper and lower 3/4" (20 mm) latchbolts will instantly engage.

By turning the key from outside or the knob from inside it will engage the 1" central deadbolt and block the top and bottom latchbolts to become a 3-deadbolts locking system.

The Advantages

- 1** The top and bottom 3/4" (20mm) tempered steel latchbolts always engage behind the keepers upon closing the door:
 - give more security
 - give better weather sealing performance
 - help reduce door warpage
- 2** No lifting of the handle to engage locking points
- 3** 1" (25mm) central deadbolt
- 4** 90 degree rotation of thumbturn or US-cylinder engages the deadbolt
- 5** Reversible latch
- 6** High grade 16mm Stainless Steel faceplate for higher corrosion resistance. Radius ends for a clean look and easy installation
- 7** Available in 50 and 60mm backsets for 6' 8" and 8' doors.

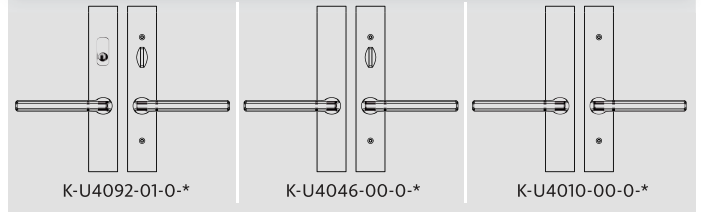



ROMA Trim Kits

Description	PU	Part Number
Handle sets for active doors with US-cylinder	1	K-U4092-01-0-*
Handle sets for semi-active doors	1	K-U4046-00-0-*
Handle sets for fixed doors	1	K-U4010-00-0-*

* = Color PU = Packaging Unit

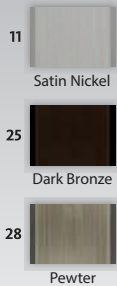
11 = Satin Nickel, 25 = Dark Bronze, 28 = Pewter



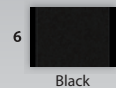
Additional information

- Unassembled solid brass trim kits
- US-cylinder with standard 5 pins Schlage "C" keyway
- 90° locking with thumb-turn
- Self-centering 8mm spindle
- Stainless steel set screw on levers to secure spindle
- Patented handle clipping system
- Kit for 1 3/4"
- US-cylinder above handle

Solid Brass



Zamac





Additional information

- Unassembled solid brass trim kits
- US-cylinder with standard 5 pins Schlage “C” keyway
- 90° locking with thumb-turn
- Self-centering 8mm spindle
- Stainless steel set screw on levers to secure spindle
- Patented handle clipping system
- Kit for 1 3/4"
- US-cylinder above handle

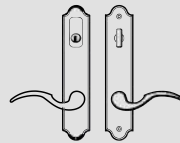



CAPRI Trim Kits

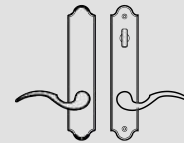
Description	PU	Part Number
Handle sets for active doors with US-cylinder	1	K-U6292-01-0-*
Handle sets for semi-active doors	1	K-U6246-00-0-*
Handle sets for fixed doors	1	K-U6210-00-0-*

* = Color PU = Packaging Unit

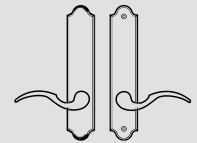
01 = Satin Chrome, 02 = Polished Chrome, 03 = Polished Brass, 04 = Antique Brass, 05 = Oil Rubbed Bronze, 11 = Satin Nickel, 25 = Dark Bronze, 28 = Pewter



K-U6292-01-0-*



K-U6246-00-0-*



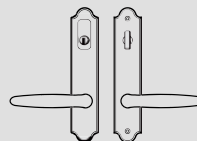

K-U6210-00-0-*

TORINO Trim Kits

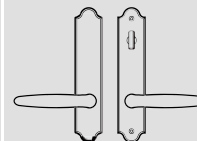
Description	PU	Part Number
Handle sets for active doors with US-cylinder	1	K-U6492-01-0-*
Handle sets for semi-active doors	1	K-U6446-00-0-*
Handle sets for fixed doors	1	K-U6410-00-0-*

* = Color PU = Packaging Unit

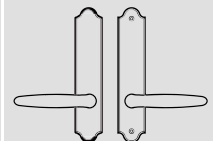
01 = Satin Chrome, 03 = Polished Brass, 04 = Antique Brass, 05 = Oil Rubbed Bronze, 11 = Satin Nickel, 25 = Dark Bronze, 28 = Pewter



K-U6492-01-0-*



K-U6446-00-0-*



K-U6410-00-0-*



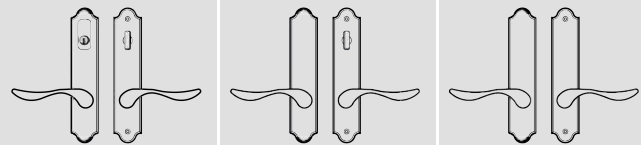

VENICE Trim Kits

Description	PU	Part Number
Handle sets for active doors with US-cylinder	1	K-U6692-01-0-*
Handle sets for semi-active doors	1	K-U6646-00-0-*
Handle sets for fixed doors	1	K-U6610-00-0-*

* = Color

PU = Packaging Unit

01 = Satin Chrome, 02 = Polished Chrome, 03 = Polished Brass, 04 = Antique Brass, 05 = Oil Rubbed Bronze, 11 = Satin Nickel, 25 = Dark Bronze, 28 = Pewter




Additional information

- Unassembled solid brass trim kits
- US-cylinder with standard 5 pins Schlage "C" keyway
- 90° locking with thumb-turn
- Self-centering 8mm spindle
- Stainless steel set screw on levers to secure spindle
- Patented handle clipping system
- Kit for 1 3/4"
- US-cylinder above handle



Additional information

- Unassembled solid brass trim kits
- US-cylinder with standard 5 pins Schlage “C” keyway
- 90° locking with thumb-turn
- Self-centering 8mm spindle
- Stainless steel set screw on levers to secure spindle
- Patented handle clipping system
- Kit for 1 3/4"
- US-cylinder above handle

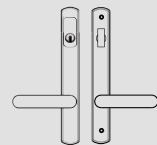



ALLEGRO Trim Kits

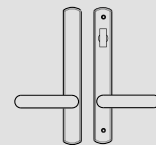
Description	PU	Part Number
Handle sets for active doors with US-cylinder	1	K-U3192-01-0-*
Handle sets for semi-active doors	1	K-U3146-00-0-*
Handle sets for fixed doors	1	K-U3110-00-0-*

* = Color PU = Packaging Unit

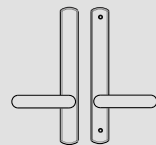
01 = Satin Chrome, 02 = Polished Chrome, 03 = Polished Brass, 04 = Antique Brass, 05 = Oil Rubbed Bronze, 11 = Satin Nickel, 25 = Dark Bronze, 28 = Pewter



K-U3192-01-0-*



K-U3146-00-0-*



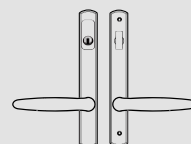

K-U3110-00-0-*

TORINO Trim Kits

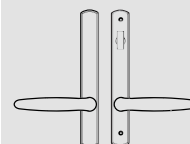
Description	PU	Part Number
Handle sets for active doors with US-cylinder	1	K-U3492-01-0-*
Handle sets for semi-active doors	1	K-U3446-00-0-*
Handle sets for fixed doors	1	K-U3410-00-0-*

* = Color PU = Packaging Unit

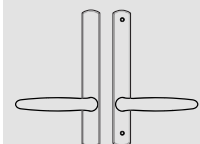
01 = Satin Chrome, 03 = Polished Brass, 04 = Antique Brass, 05 = Oil Rubbed Bronze, 11 = Satin Nickel, 25 = Dark Bronze, 28 = Pewter



K-U3492-01-0-*



K-U3446-00-0-*



K-U3410-00-0-*

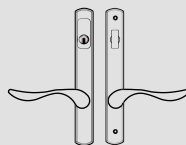



VENICE Trim Kits

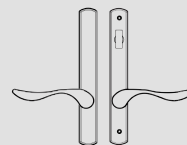
Description	PU	Part Number
Handle sets for active doors with US-cylinder	1	K-U3692-01-0-*
Handle sets for semi-active doors	1	K-U3646-00-0-*
Handle sets for fixed doors	1	K-U3610-00-0-*

* = Color PU = Packaging Unit

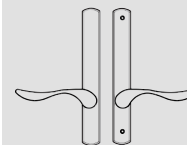
01 = Satin Chrome, 02 = Polished Chrome, 03 = Polished Brass, 04 = Antique Brass, 05 = Oil Rubbed Bronze, 11 = Satin Nickel, 25 = Dark Bronze, 28 = Pewter



K-U3692-01-0-*



K-U3646-00-0-*



K-U3610-00-0-*

Additional information

- Unassembled solid brass trim kits
- US-cylinder with standard 5 pins Schlage "C" keyway
- 90° locking with thumb-turn
- Self-centering 8mm spindle
- Stainless steel set screw on levers to secure spindle
- Patented handle clipping system
- Kit for 1 3/4"
- US-cylinder above handle



Berkeley

New Gripset Handle Designed Especially for Automatic Lock

- Quality solid forged brass
- Non-handed
- Easily converts to inactive handle
- Easy to install
- Weather proof gasket
- Dedicated multi-point bar (60mm backset only)



01
Satin Nickel



25
Dark Bronze



28
Pewter



6
Black PC



MIAMI

MODEL	HEIGHT - PLATE	WIDTH - PLATE	LENGTH - LEVER
GML-400C-910	17 3/4"	2 1/2"	5"



MIAMI

MODEL	HEIGHT - PLATE	WIDTH - PLATE	LENGTH - LEVER
GML-400C-580	17 3/4"	3 1/8"	5"



MIAMI

MODEL	HEIGHT - PLATE	WIDTH - PLATE	LENGTH - LEVER
GMLS-400C-910 SIDE SET	10"	2 3/8"	5"



MIAMI

MODEL	HEIGHT - PLATE	WIDTH - PLATE	LENGTH - LEVER
GMLS-400C-580 SIDE SET	10"	2 3/8"	5"

FINISHES: Satin Nickel (US15) • Pewter (US15A) • Oil Rubbed Bronze (US10B) • Flat Black (US19) • Polished Chrome (US26) • Polished Nickel (US14)



COUNTRY

MODEL	HEIGHT - PLATE	WIDTH - PLATE	LENGTH - LEVER
GML-300C	19 3/4"	3"	4 3/4"



COUNTRY

MODEL	HEIGHT - PLATE	WIDTH - PLATE	LENGTH - LEVER
GMLS-300C SIDE SET	11"	2 1/8"	4 3/4"



RIBBON

MODEL	HEIGHT - PLATE	WIDTH - PLATE	LENGTH - LEVER
GML-100C	19 3/4"	3"	4 3/4"



RIBBON

MODEL	HEIGHT - PLATE	WIDTH - PLATE	LENGTH - LEVER
GMLS-100C SIDE SET	11"	2 1/8"	4 3/4"

FINISHES: Antique Brass (US5) • Satin Nickel (US15) • Pewter (US15A) • Oil Rubbed Bronze (US10B) • Flat Black (US19)